

Old MacDonald - Farm Animals

Sign guide



CHORUS:

Chorus - Verse 1 - Verse 2 -
Chorus - Repeat all

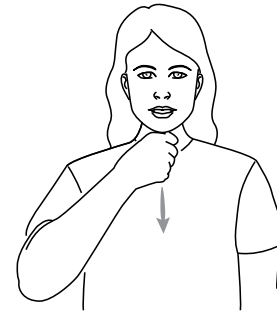
The animal's sound/action
to be used for Verse 2 is in
brackets underneath the
animals name.

Move the sign to your side
or front to show 'here',
'there' and 'everywhere'.

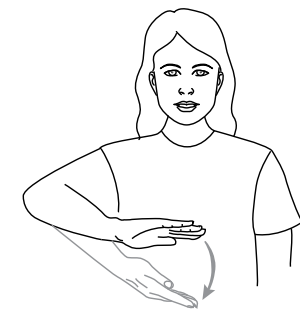
Old



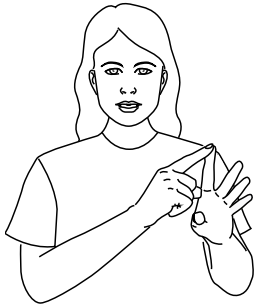
MacDonald



had a farm



E



I



E



I



O




VERSE 1: Choose one word, then repeat E I E I O. Then go to Verse 2.

And on that **farm** he had a



dog (woof)



or

tractor (chugg)

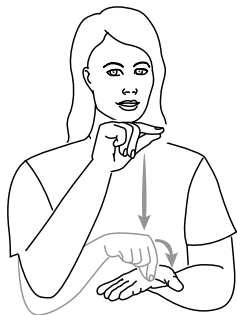


or

sheep (baa)




hen (cluck)



or

cow (moo)

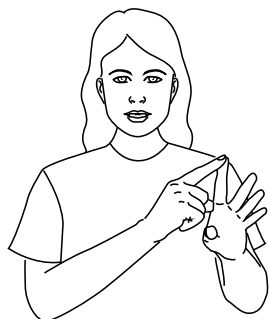


or

pig (oink)



E



I



E



I



O



VERSE 2: Use the sound or action (in brackets) to fill in the blanks.
Move the sign to your side or front to show 'here', 'there' and 'everywhere'.

With a ____, __ here

and a ____, __ there

here a ____, there a ____,

everywhere a ____

Repeat Chorus

LYRICS

CHORUS:

Old MacDonald had a **farm**
E, I, E, I, O

VERSE 1:

And on that **farm** he had a
choose one word from the list

E, I, E, I, O

VERSE 2:

*Use the corresponding sound/action in
brackets to fill in the blanks*

With a _____, _____ here
and a _____, _____ there
here a _____
there a _____
everywhere a _____, _____

*Repeat chorus, then choose another
animal and repeat whole song.*

List of animals and sound/action:

dog (woof)
tractor (chugg)
sheep (baa)
hen (cluck)
cow (moo)
pig (oink)

NOTE:

As seen in the video, the signs for the animal and the animal's sound or action generally have the same handshape, but with some modification for the sound or action. The signs for sound or action have more movement and are placed to the side or front of the signer to show 'here', 'there' and 'everywhere'.

OLD

Crook and slightly spread index and middle fingers of dominant hand. Move this formation down in front of nose.



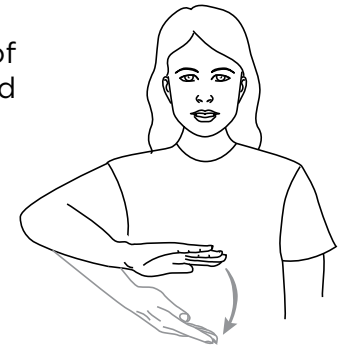
MACDONALD (MAN)

Move dominant fist down slightly from chin.



FARM

Place thumb edge of open dominant hand on chest, palm down. Move in arc to below waist level turning to palm up.



E

Hold non-dominant hand open, palm facing forward. Place extended index finger of dominant hand on tip of non-dominant index finger.



I

Hold non-dominant hand open, palm facing forward. Place extended index finger of dominant hand on tip of non-dominant middle finger.




O

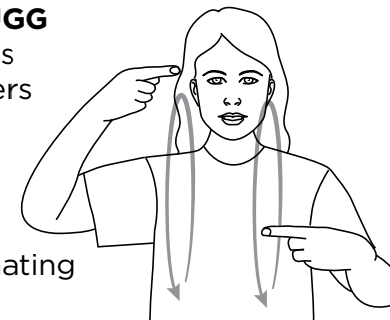
Hold non-dominant hand open, palm facing forward. Place extended index finger of dominant hand on tip of non-dominant ring finger.

**DOG/WOOF**


Hit thigh with open dominant hand, twice.

**TRACTOR/CHUGG**

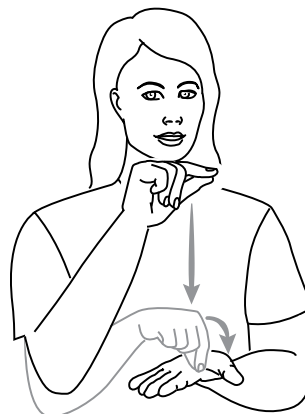
Hold both hands with index fingers extended and pointing to the midline. Move both hands in large and alternating forward circles.

**SHEEP/BAA**

Extend dominant little finger and thumb. Move tip of little finger back from corner of mouth, twice.

**HEN/CLUCK**

Extend dominant index finger and thumb and place back of hand under chin. Move dominant formation down to bounce twice on non-dominant hand, palm up.

**COW/MOO**

Place fists on either side of forehead, then simultaneously move both hands out and up in an arc.

**PIG/OINK**

Move dominant fist in a small circle in front of nose.

